

HIOS® T-70BL

Power pack for Electric Screwdrivers
Operation Manual

(February 2017)

17A

No.ET-A016

Hios Inc.

1-16-5 Akiyama, Matsudo City,
Chiba Pref., Japan 270-2223
TEL: 81-47-392-2001
FAX: 81-47-392-7773

Please read carefully the operating instructions for the electric screwdriver and take care to use it properly.

<Function> The Power pack is the power source for your Hios brushless screwdriver.

Storage, operation, setup

1. Be sure that the power source for charging this unit is equipped with a circuit breaker.
2. Store the power pack in a place free from excessive humidity, temperature and dust. Keep it away from metallic objects.
3. Do not place objects on top of the unit.
4. When storing, firmly secure the unit and be sure there is no danger of it slipping or falling.
5. Do not store the unit next to high voltage equipment.
6. Use the fittings provided to secure the power pack to a stable surface.

■Operating Precautions

1. Do not drop the power pack or subject it to violent impact.

2. Install a leakage breaker and safety breaker on the input power source and connect the ground to use the unit.
3. Connect to a power source of the specified voltage.
4. Do not use with other drivers or devices except the models listed in this operation manual.
5. If the protection circuit works due to overheat, stop operation immediately, pull the power plug from the outlet and send it back to your HIOS distributor for repair.
6. The unit may automatically stop in use when the protection circuit works due to overcurrent, etc. Turn off the power switch once and turn it on in 5 sec for restart. If the unit stops while in screw tightening, make sure to check the torque of the tightened screw.
7. Do not disassemble or modify the unit.
8. Do not drag the unit by its driver cord or AC cord. Keep the cords away from foreign objects, oil or something sharp.
9. Make sure to grasp the plug section to disconnect the AC cord from the outlet.
10. Turn the unit off and disconnect the AC cord from the outlet when the unit is not in use.

11. IMPORTANT SAFETY INSTRUCTIONS-SAVE THESE INSTRUCTIONS.

12. DANGER-TO REDUCE THE RISK OF FIRE OR ELECTRIC SHOCK. CAREFULLY FOLLOW THESE INSTRUCTIONS.

Hios screwdrivers run from power packs

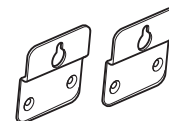
Power pack model	Number	Hios electric screwdrivers for use with Hios power packs
T-70BL	For one driver	BLG-4000BC2, BLG-5000BC2 series BLG-4000BC1, BLG-5000BC1 series BLG series, BL series

Specification

Power Pack Model	T-70BL	
Primary side	Input voltage	AC100 - 240V 47-63 Hz
	Power consumption	60W
	Fuse capacity	5A/250V (Built-in)
Output voltage	2(30V),1(20V) Two stage settings	
Size (mm)	88 ×210 ×52(H)	
Weight(g)	685 g	
AC Cord Length	1.8 m (inlet cord)	
Accessories	Attachment plates 2 pieces Attachment screw 4 pieces	

Attachment plates

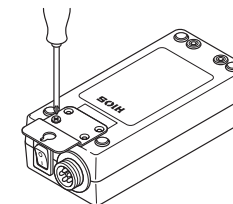
1. The T-70BL power packs come with two attachment plates. Please use both plates to secure the pack for operation.



A fitting of the T-70BL attachment plates(2 pieces)

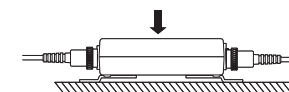


Screw (4 pieces)



*Be sure to use the screws provided by Hios.

2. Be sure the plates are securely attached and then use them to attach the power pack to an appropriate surface in the work area where the pack will not get in the way of operations.



Selection of Power Supply Cord:

Use in U.S.A. - Use UL Listed detachable power supply cord, No.18AWG,3 conductors, flexible cord, rated 10A, VW-1, 80°C, minimum 1.8 m, maximum 3 m long. Provided with a molded-on, non-polarized attachment plug with a 15A, 125V (NEMA5-15P) or 15A, 250 V (NEMA 6-15P) configuration and a molded-on connector which mates with the Power Inlet.

The following flexible cord type may be used: S, SE, SO, SP-3, SPT-3, ST,STO, SJ, SJE, SJO, SJT, SJTO, SP-2, SPE-2, SPT-2, SV, SVE, SVT.

Use in countries other than U.S.A. - Use IEC60227 certified PVC flexible power supply cord, marked H03VVF or H05VVF, 3C x 0.75 mm², rated min. 10A, 250V