



Please read carefully the operating instructions for the electric screwdriver and take care to use it properly.

### Warning

Read and understand the following cautions to use the Hios electric screwdriver, exclusive power supply, etc. safely and properly. Failure to follow all the cautions listed below may result in electric shock, fire and/or serious personal injury.

1. Use the equipment with the indicated proper voltage and always connect the equipment to ground while in use.
2. For safety, only use the equipment with a commercial power supply equipped with a short-circuit breaker or safety breaker.
3. If a short-circuit breaker or other circuit breaker trips, stop operation immediately, disconnect the power cord, and consult a Hios representative for repair.
4. Do not use the equipment with wet hands. This could cause an electric shock.
5. Do not put the equipment near high-voltage/high-amperage machinery.
6. Do not use the equipment in or near a combustible gas, liquid or powder.
7. Do not use the equipment where static electricity (sparking) may occur.
8. Do not use the equipment with anything except a Hios electric screwdriver. Hios can accept no responsibility for problems that occur if a power supply not made by Hios is used with a Hios electric screwdriver.
9. Do not disassemble or modify the equipment.
10. When the equipment is not being used, turn off the power switch and disconnect the power cord from the outlet.
11. If the equipment overheats or a circuit breaker trips, stop operation immediately and consult a Hios representative for repair.
12. Do not abuse the cord. Never drag the power supply by its screwdriver cord or power cord. When disconnecting the power cord, hold and pull the plug.
13. Do not bring oil-based products or sharp edges near the cords.
14. Only use the equipment in locations with suitable humidity and temperature, which have no smoke, dust, corrosive gases, etc.
15. Only use the equipment on a stable flat surface. Do not stack the equipment with other objects.
16. Do not put anything on the power supply. This could cause heating.
17. Do not drop or apply strong impacts to the equipment. This could

- damage the structure and contents of the equipment. Always check that the equipment has no damage before use.
18. Keep out of reach of children during use and during storage.
  19. Store the equipment in a stable position in a location with suitable temperature and humidity.

### Hios screwdrivers run from power packs

Power pack model	Number	Hios electric screwdrivers for use with Hios power packs	
		CL•SS•α driver	CL-9000
CLT-50AF	For one drivers	CL-2000, CL-3000, CL-4000, CL-6000, CL-6500 SS-2000, SS-3000, SS-4000, SS-6500 α-4500, α-5000	—
CLT-100	For two drivers	CL-2000, CL-3000, CL-4000, CL-6000, CL-6500 SS-2000, SS-3000, SS-4000, SS-6500 α-4500, α-5000	—
CLT-75	—	—	For CL-9000
CLT-75AF	—	—	For CL-9000

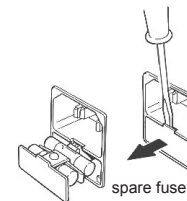
### Specification

Power Pack Model		CLT-50AF	CLT-100	CLT-75 CLT-75AF
Primary side	Input voltage	AC100V/120V/220-240V ± 5% (50/60 Hz)		AC100V± 5% (50/60 Hz)
Output voltage		HI, LOW	HI, LOW	HI only
Size (mm) (W) × (D) × (H)		105 × 185 × 91	182 × 145 × 132	182 × 220 × 133
Weight		2.7 kg	4 kg	6 kg
AC Cord Length		1.8 m (inlet cord with ground wire)		

\* Except for 100V of CLT-50AF, it is a Special order item.

### Replacing a Fuse

The LED will not light when the fuse burns out. If the LED doesn't go on after the fuse is replaced, the power cord may be damaged. In this case, discontinue use immediately and notify a Hios service agent.



### China RoHS2 Table

If you export to China by yourselves, below is the table of China RoHS2.

有害物质名称及含量标识格式 产品中有害物质的名称及含量						
部件名称	有害物质					
	铅 (pb)	汞 (hg)	镉 (cd)	六价铬 (Cr(VI))	多溴联苯 (PBB)	多溴二苯醚 (PBDE)
电路板总成	×	○	○	○	○	○
间隔条, 连接器, 接地螺丝	×	○	○	○	○	○
外壳	○	○	○	○	○	○
螺丝刀线	×	○	○	○	○	○
—						
—						
—						

本表格依据SJ/T 11364 的规定编制。  
○：表示该有害物质在该部件所有均质材料中的含量均在GB/T 26572 规定的限量要求以下。  
×：表示该有害物质至少在改部件的某一均质材料中的含量超出GB/T 26572规定的限量要求。



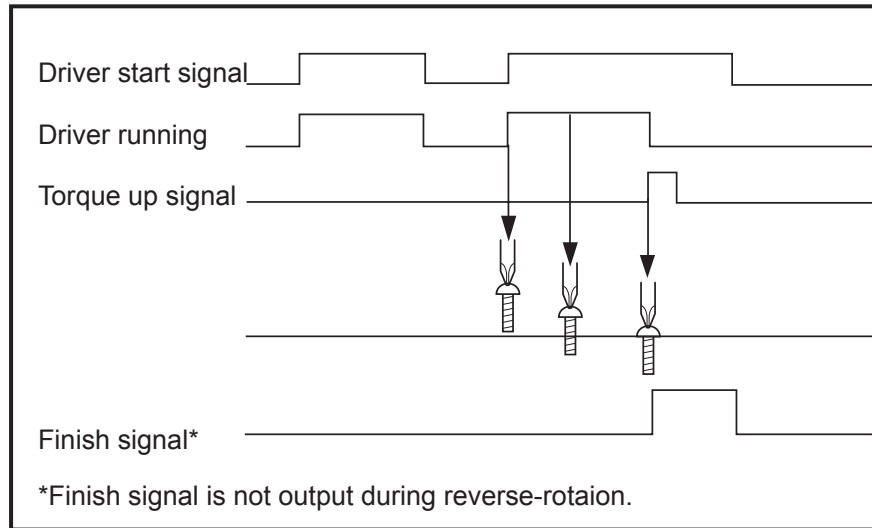
\* In addition, if the following mark cannot be found at the rear side of the product and/or Product box, cut off a mark and stick a mark to the product and/or product box.

Note: minimum size of China RoHS mark is 5mm at outer diameter

## HIOS Inc.

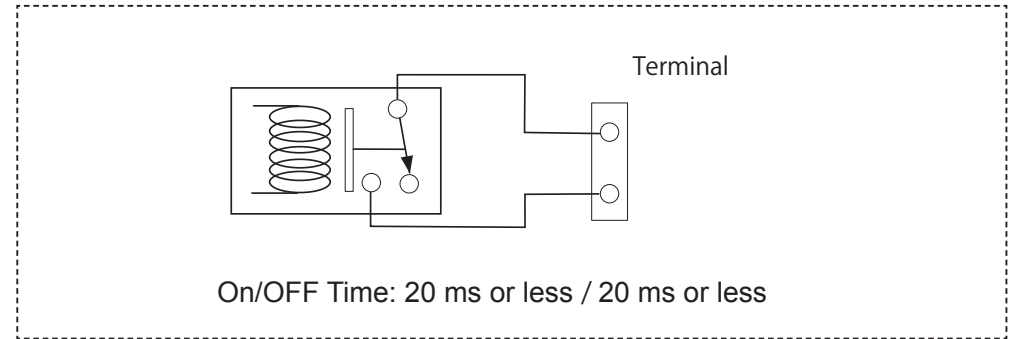
1-16-5 Akiyama, Matsudo City, Chiba Pref., Japan  
TEL: 81-47-392-2001 FAX: 81-47-392-7773

## ■ Time Chart



- When the screwdriver “Torque up” then the screwdriver stop turning.  
“Finish signal” is active after “Torque up” of screwdriver until “Lever Off” of screwdriver.  
No “Finish signal” for Reversing.

## ■ Finish output (Relay contact)



Contact resistance	100mΩ or less
Max.current	2A 125V AC 1A 250V AC (1A 30V DC)